

# Table Round

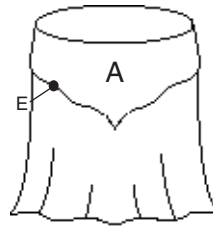
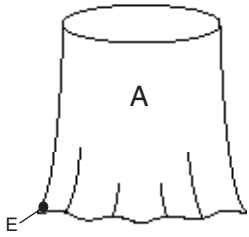
# Table Square

Office use only Code: \_\_\_\_\_ Price: \_\_\_\_\_

Office use only Code: \_\_\_\_\_ Price: \_\_\_\_\_

**Step 1** Quantity \_\_\_\_\_  70" d  90" d  
Choose Size & Qty

**Step 1** Quantity \_\_\_\_\_  30x30  53x53  
Choose Size & Qty



-Fabric-

-Fabric-

**Step 2** A: \_\_\_\_\_  
Choose Fabric

**Step 2** A: \_\_\_\_\_  
Choose Fabric

**Step 3** Lining (choose one)  Fabric  
Choose Backing (Optional)  White  Putty  Black Back fabric \_\_\_\_\_

**Step 3** Lining (choose one)  Fabric  
Choose Backing (Optional)  White  Putty  Black Back fabric \_\_\_\_\_

**Step 4** E: Edge  Knife Edge  Cord  
Choose Finish Color, code, or as in \_\_\_\_\_

**Step 4** E: Edge  Knife Edge  Cord  
Choose Finish Color, code, or as in \_\_\_\_\_

Welt (choose one) \_\_\_\_\_  
 Small  Medium  
 Med Ruched  Lg Ruched  
Welt fabric \_\_\_\_\_

Welt (choose one) \_\_\_\_\_  
 Small  Medium  Corner Tassels  
 Med Ruched  Lg Ruched  
Welt fabric Color, code, or as in \_\_\_\_\_

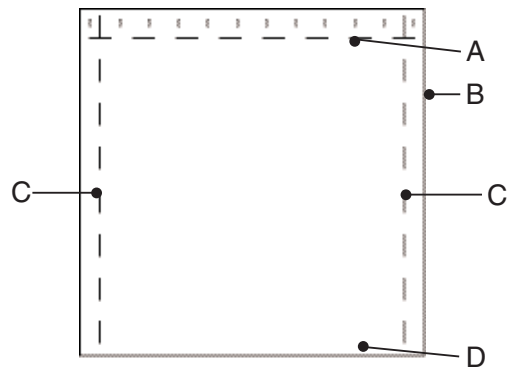
# Shower Curtain

Office use only Code: \_\_\_\_\_ Price: \_\_\_\_\_

**Step 1** Quantity \_\_\_\_\_  72x72  Custom Size WIDTH \_\_\_\_\_" LENGTH \_\_\_\_\_"  
Choose Size & Qty (Full inches only)

**Step 3** Panel Fabric \_\_\_\_\_  
Choose Fabric

**Step 4** Lining  White  Putty  Fabric  
Choose Backing (optional)  Black Back Fabric \_\_\_\_\_



**Step 5** A: Face Horizontal  None  Gimp  Tassel Trim  Fringe Code, or as in: \_\_\_\_\_  
Choose Finish

B: Leading Edge  None  Fringe  Tassel Trim  Right  Left Code, or as in: \_\_\_\_\_

C: Face Vertical  None  Gimp  Tassel Trim  Right  Left Code, or as in: \_\_\_\_\_

D: Bottom Edge  None  Fringe  Tassel Trim Code, or as in: \_\_\_\_\_