

# Standard / Queen / King Sham

Eastern Accents Custom Workroom

Phone: 800.397.4556  
 Fax: 800.998.3278  
 Email: Custom@EasternAccents.com

Company: \_\_\_\_\_

Account #: \_\_\_\_\_

Designer: \_\_\_\_\_

Sidemark: \_\_\_\_\_

Email: \_\_\_\_\_

Product Code: \_\_\_\_\_ Price: \_\_\_\_\_

Sign here to order item: \_\_\_\_\_

## Quantity & Size

Quantity: \_\_\_\_\_

Standard Sham (20"x27")

Queen Sham (20"x30")

King Sham (21"x37")

Custom Size (full inches only): Width \_\_\_\_\_" Length \_\_\_\_\_"

If you would like to change the size—but not the design—of a ready-made sham, please indicate the code here. Same as: \_\_\_\_\_

## Insert

Cloud (Microfiber)

Bliss (50% White Duck Feathers/50% Microfiber)

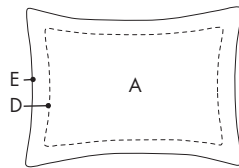
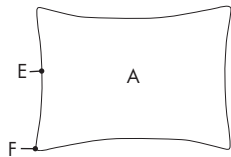
Plume (100% White Duck Feathers)

## Style

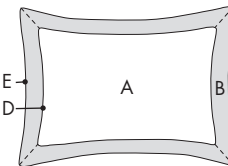
Solid

Self Flange

Mitered Flange

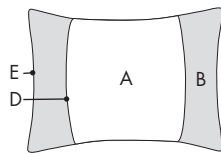


Flange Size  
(full inches only): \_\_\_\_\_"

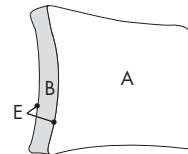


Flange Size  
(full inches only): \_\_\_\_\_"

Insert



Boxed



Depth  
(full inches only): \_\_\_\_\_"

## Fabrics

A: \_\_\_\_\_  
Face Fabric

B: \_\_\_\_\_  
Coordinate Fabric

C: \_\_\_\_\_  
Reverse Fabric (not shown)

## Finishes

D: Face (for self flange style, only gimp upgrade is available)

Knife Edge

Cord/Gimp Code: \_\_\_\_\_

Small Welt Fabric: \_\_\_\_\_

E: Edge (ruched welts not available for self flange styles)

Knife Edge

Cord/Fringe Code: \_\_\_\_\_

Welt (choose one)

Mini  Small  Medium  Medium Ruched

Fabric: \_\_\_\_\_

F: Corner Tassels

Tassels Code: \_\_\_\_\_

## Notes